

## Tyscor V 2 Plus / V 4

### Central combination suction unit

The current version of the installation and operating instructions is available in the Download Center:



<http://qr.duerdental.com/7188100023>



Ambient temperature



Upper moisture limit

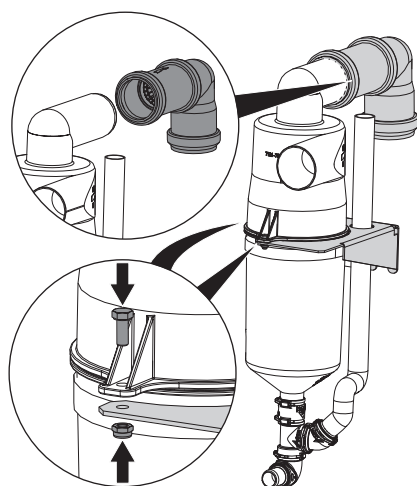


Only qualified specialists or employees trained by Dürr Dental are permitted to install, connect and start using the unit.

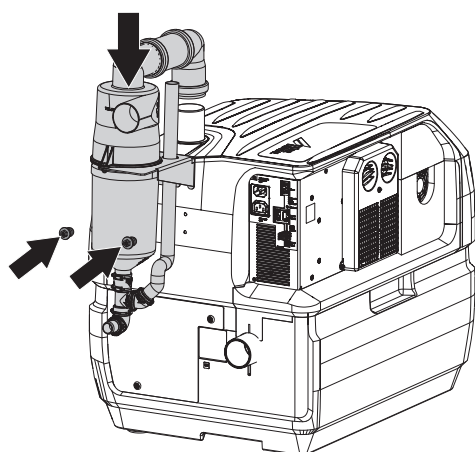


## Assembly

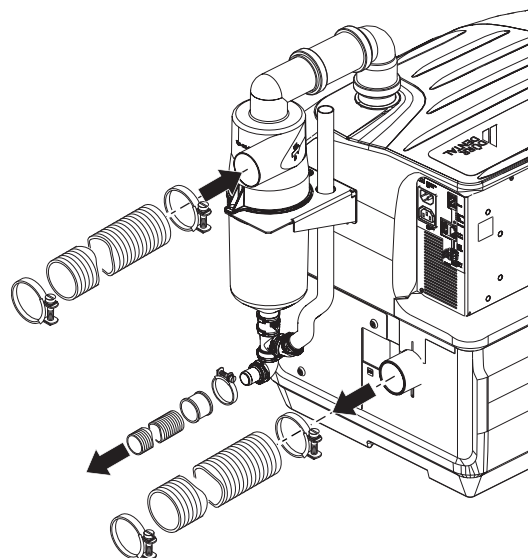
1



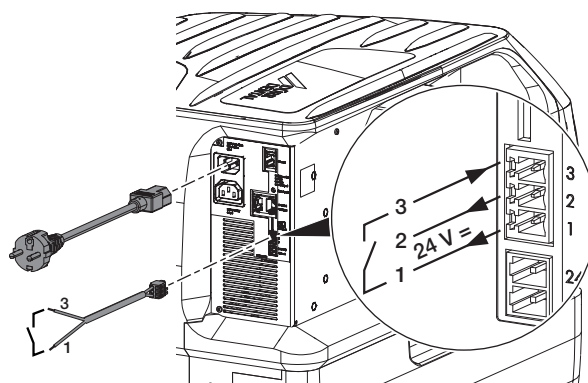
2



3





4



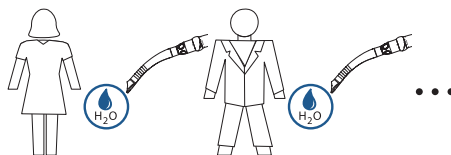
## Usage

### LEDs

- Ether-net link ● The machine is connected to the network
- fault ● Fault/failure of a radial blower
- Failure of both radial blowers
- ready ● Ready for operation
- EcoStop
- start signal ● Manifold signal active, machine running
-  Status LED flashing
-  Display is illuminated

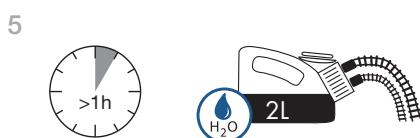
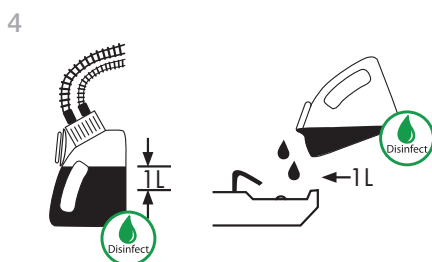

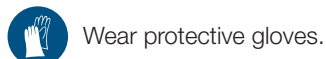
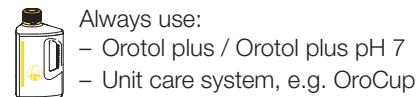
## Disinfection and cleaning

After each patient: suction 0.5 l of water



### Daily: disinfection

Daily in the evening after finishing treatment; twice daily with high loads.



### Cleaning: 2 x or 5 x per week

Min. 2 x per week, contact time 30 - 120 minutes

Alternatively: 5 x per week, contact time 5 - 15 minutes

